



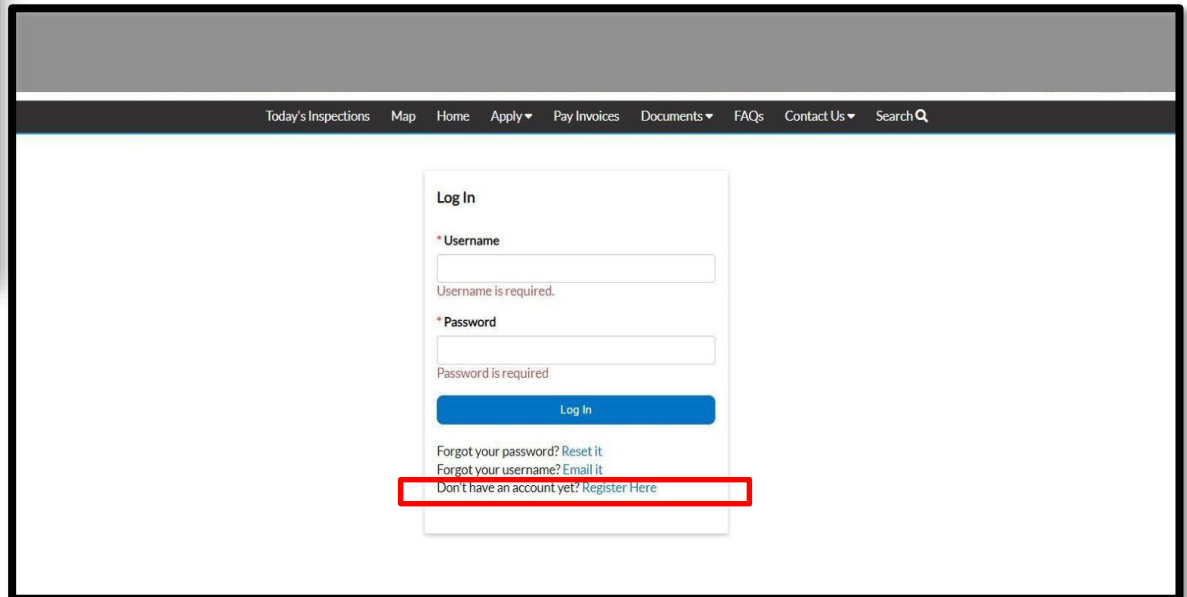
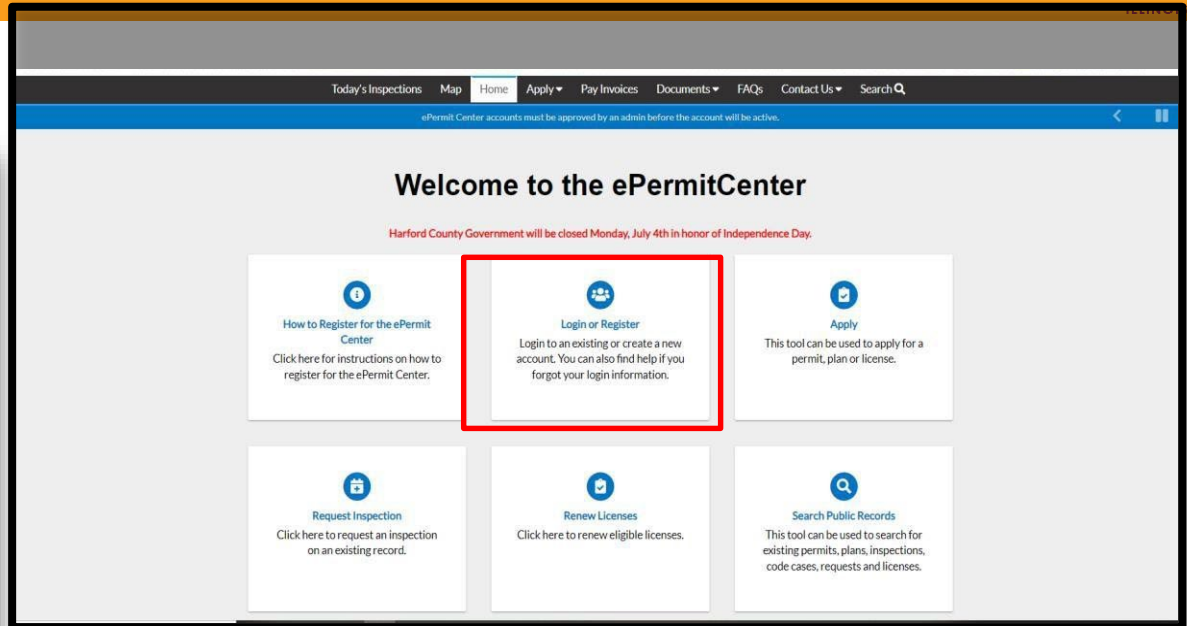
# ePermit Center: How to Set up a User Account





This online user guide will walk applicants through how to register for an ePermit Center user account.

- Navigate to
- <https://columbiail-energovweb.tylerhost.net/apps/SelfService>
- Select the Login or Register tile on the e- Permit Center home page
- Select Register Here

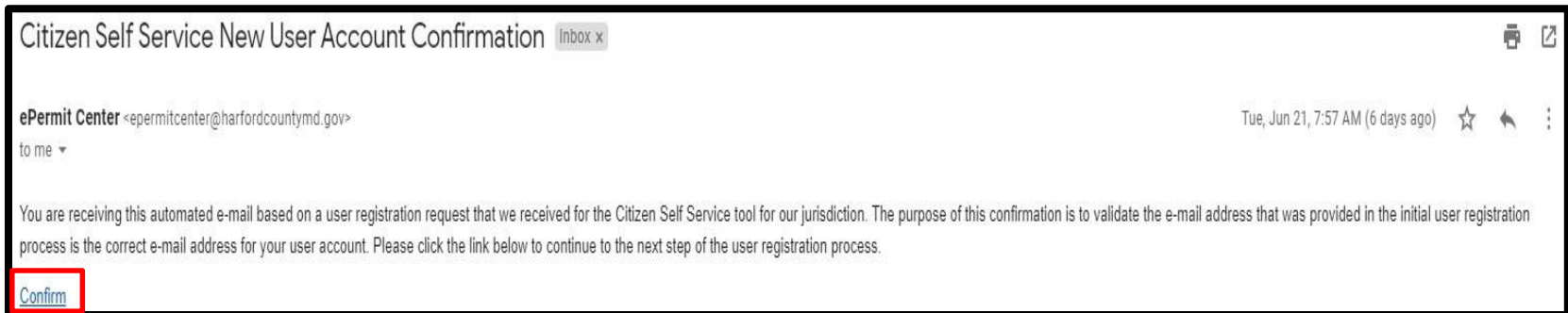


- Enter your email address and select Next.
- Check your email inbox. A new user account confirmation email will be sent to your inbox.

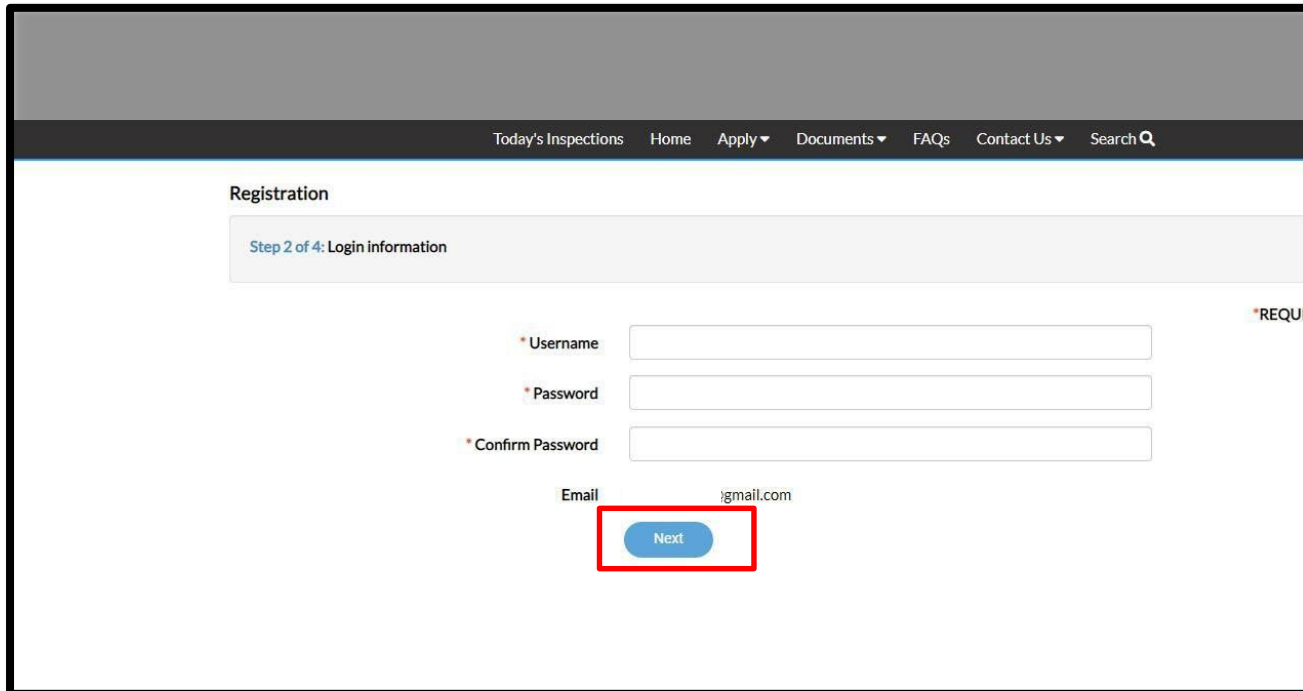
**Registration**

Step 1 of 4: Email Address

Email  [Next](#)



- After confirming your email address, you will be linked back to the registration page. Fill in the username, password and confirm password fields.
- Select Next



Registration

Step 2 of 4: Login information

\* Username

\* Password

\* Confirm Password

Email

Next

- Fill in your personal info

- Select Next

- Fill in your address  
Please keep the address type as site.

- Select Submit

Registration

Step 3 of 4: Personal Info

First Name:

Middle Name:

Last Name:

Company:

\* Contact Preference:

\* Email Address:

Additional Contact Information

Business Phone:

Home Phone:

\* Mobile Phone:

Registration

Step 4 of 4: Address

Country Type:

\* House/BLDG #:   
Street Number or PO Box is required.

Pre Direction:

Street Name:

Street Type:

Post Direction:

Unit Or Suite:

City:

State:

Postal Code:

County:

\* Address Type:

- After registering, your account will be activated by department staff.
- Account activation occurs during business hours M- F 7:30 am – 4:30 pm
- An email will be sent to you after the department staff activates the account.
- If you did not receive an email and applied for an account during business hours, try logging in an hour after you registered.

----- Forwarded message -----

From: EPermitCenter <[epermitcenter@harfordcountymd.gov](mailto:epermitcenter@harfordcountymd.gov)>

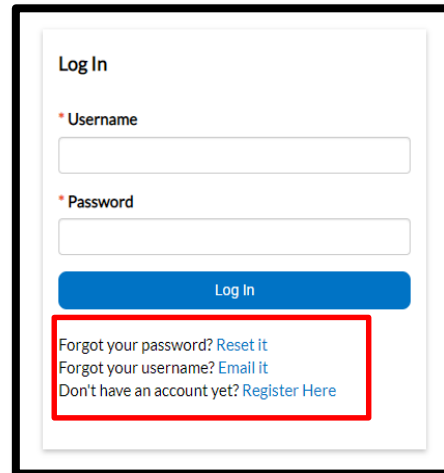
Date: Tue, Nov 29, 2016 at 7:46 AM

Subject: EPermitCenter Account Approval Confirmation

To: ·

Your Harford County ePermit Center account has been approved. The link to log into your account is <http://epermitcenter.harfordcountymd.gov/EPermitCenter/Public/Main>.

- Account passwords are not accessible by department staff
- The user must use the Forgot your Password reset.
- If you can not log in after you reset your password, check to make sure your username is correct. Your username does not have to be your email address.



Log In

\* Username

\* Password

Log In

Forgot your password? [Reset it](#)  
Forgot your username? [Email it](#)  
Don't have an account yet? [Register Here](#)





**Please call Columbia City Hall Clerks Office at 618-281-7144 if more assistance is needed.**